



# Roxborough High School

Level: High School • ULCS Code: 6030

## 2023-24 PSES Summary Report

The Office of Research and Evaluation administers the annual **Philly School Experience Survey (PSES)** to District, Charter, and Alternative schools. The survey collects feedback from students, teachers, parents and guardians, school support staff, and school leaders to measure six key topics related to school improvement. For more information about the Philly School Experience Survey, please visit <https://www.philasd.org/pses>.

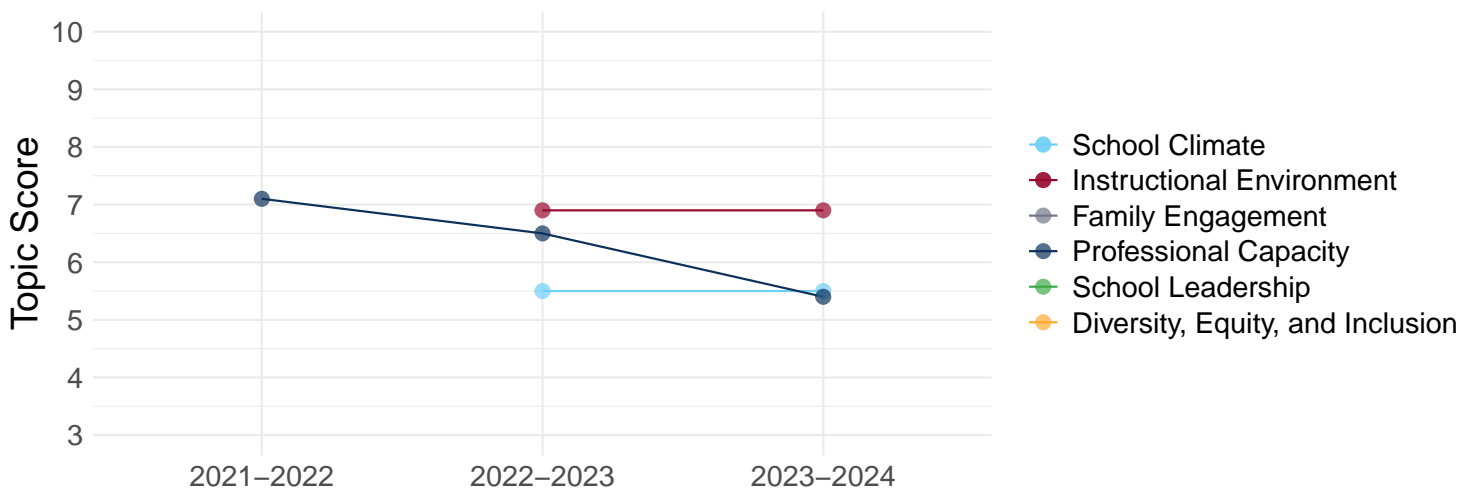
### Survey Participation

Student	Teacher	Parent/Guardian	Support Staff
<b>32%</b> +3 %points (YOY)	<b>77%</b> -6 %points (YOY)	<b>4%</b> -3 %points (YOY)	<b>43%</b> -3 %points (YOY)
Number of Responses: 202 out of 639	Number of Responses: 51 out of 66	Number of Responses: 21 out of 597	Number of Responses: 19 out of 44

Only students in grades 3-12 participate in the survey. Charter schools were not eligible for the support staff survey in 2022-23. Data is displayed for each survey group only when there are at least five respondents and the response rate meets a minimum threshold. The minimum response rate is 25% for students, teachers, and support staff and 10% for parents/guardians.

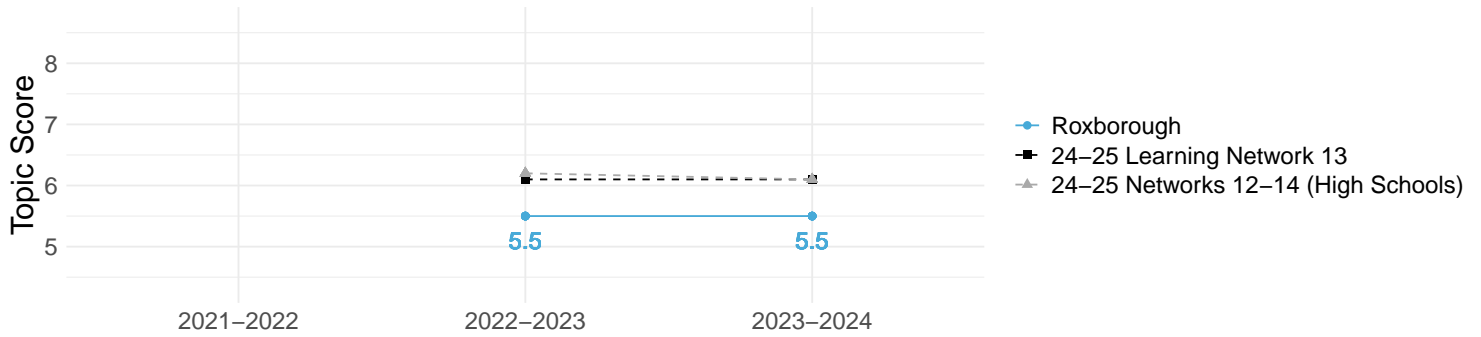
### Topic Trends Over Time

The graph below shows trends in the overall topic scores for this school over time. Some topic scores may be missing if response rate thresholds were not met. Schools not serving grades 6 or above do not receive Climate or DEI scores, since these topics include questions only shown to students grades 6 and above.



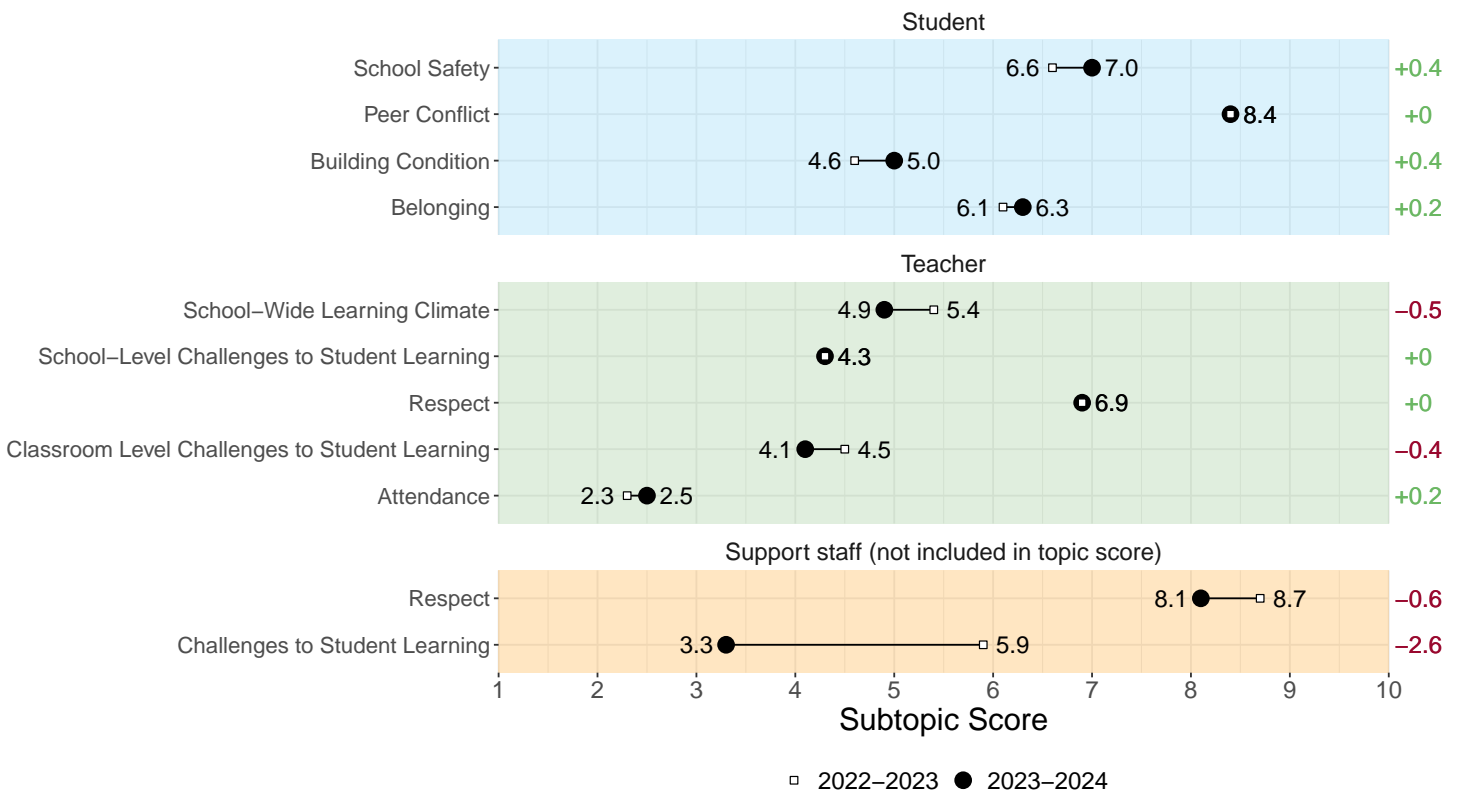
School Climate: Scores

Topic Score Trends Compared to Network and All Participating Schools



The School Climate topic score is the average of subtopic scores from the Student and Teacher surveys. Sufficient responses must be available from these respondent groups to generate and display topic scores.

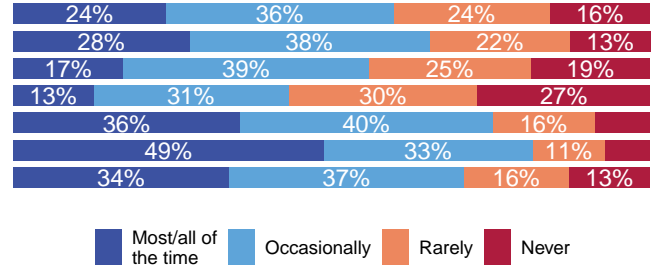
Subtopic Scores by Survey Group



## School Climate: Key Questions

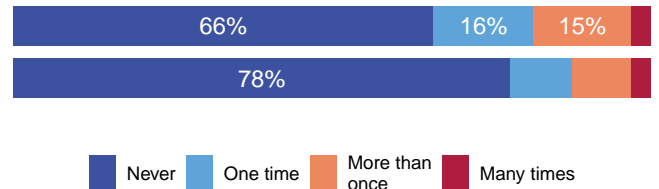
### Student survey: How often are these things true?

- I enjoy being in school.
- When I am in school, I feel like I belong.
- The school building is in good condition.
- My school is clean.
- Other students treat me with respect.
- I feel safe in my classes.
- I feel safe in the bathrooms in my school.



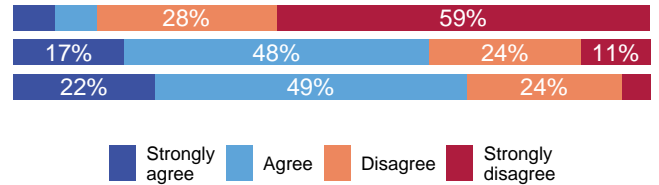
### Student survey: Have any of the following happened to you personally this year?

- A student threatened or harassed me in-person while I was at school.
- A student threatened or harassed me online while I was at school or during online learning.



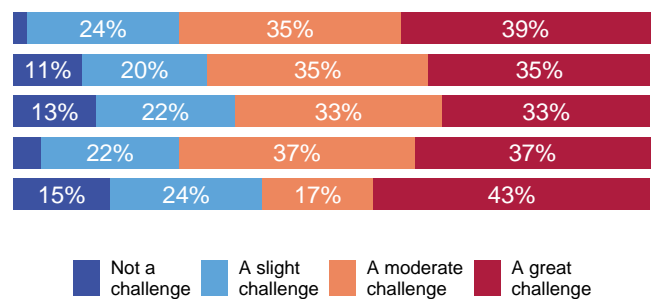
### Teacher survey: How much do you agree with the following statements?

- Teacher morale is high at my school.
- Teachers at my school have high expectations for students.
- My school has a culture of using data to inform student-level interventions.



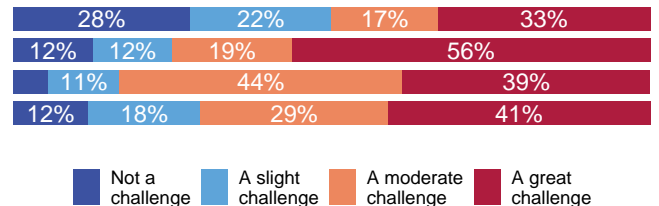
### Teacher survey: To what extent do you consider each of the following factors a challenge to student learning in your school?

- Shortage of instructional support staff (e.g., teaching aides and reading specialists)
- Shortage of other support staff (e.g., nurses, counselors, and security)
- Lack of teacher planning time built into the school day
- Lack of support for teaching special education students (i.e., students with IEPs)
- Lack of support for teaching English Learners



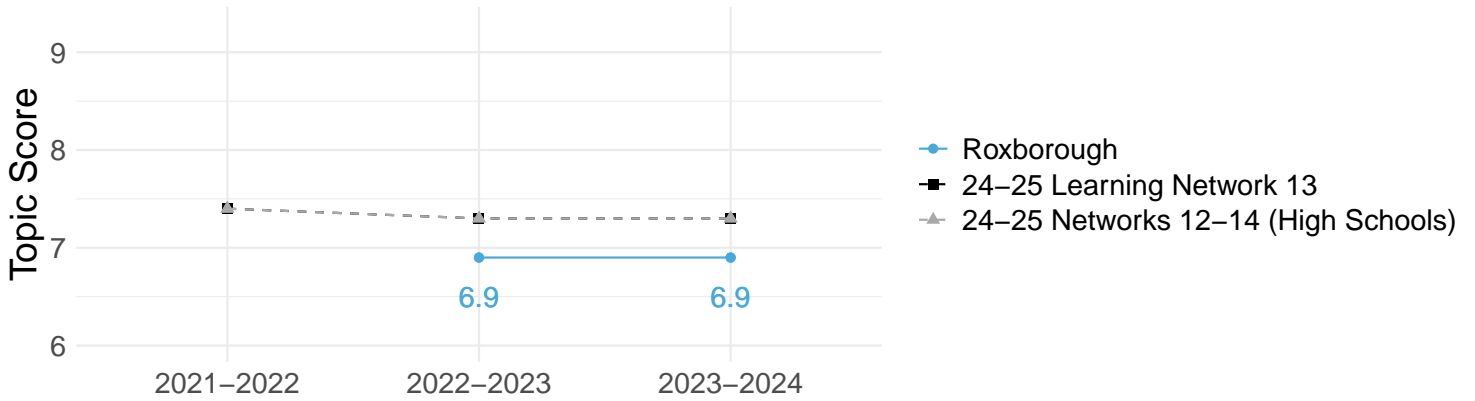
### Support staff survey: To what extent do you consider each of the following factors a challenge to student learning at your school?

- Teacher/staff turnover
- Student absenteeism
- Student mental health issues
- School crime/safety



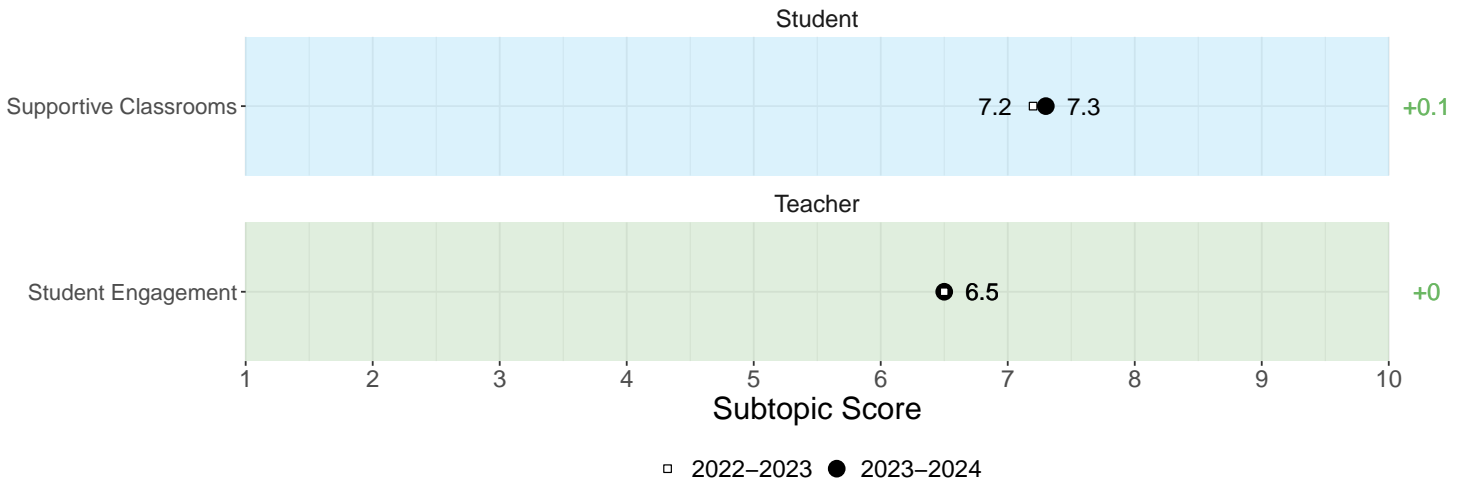
### Instructional Environment: Scores

#### Topic Score Trends Compared to Network and All Participating Schools



The Instructional Environment topic score is the average of subtopic scores from the Student and Teacher surveys. Sufficient responses must be available from these respondent groups to generate and display topic scores.

#### Subtopic Scores by Survey Group



## Instructional Environment: Key Questions

### Student survey: How often are these things true?

My school meets my learning needs.



My teachers are willing to provide me with extra help if I need it.



There is at least one adult at school I trust.



■ Most/all of the time
 ■ Occasionally
 ■ Rarely
 ■ Never

### Student survey: How often do the following things happen in your classes?

In my classes we stay busy and do not waste time.



In my classes we learn a lot.



My teachers make sure I understand lessons before teaching something new.



My teachers treat me with respect.



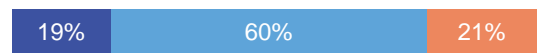
■ Most/all of the time
 ■ Occasionally
 ■ Rarely
 ■ Never

### Teacher survey: How often are the following statements true about your classroom?

My students influence decisions regarding learning activities.



My students are interested in what we do in class.



I call on all of my students, even if they don't volunteer to answer questions.



My students ask me questions when they need help.



My students complete their assigned work.



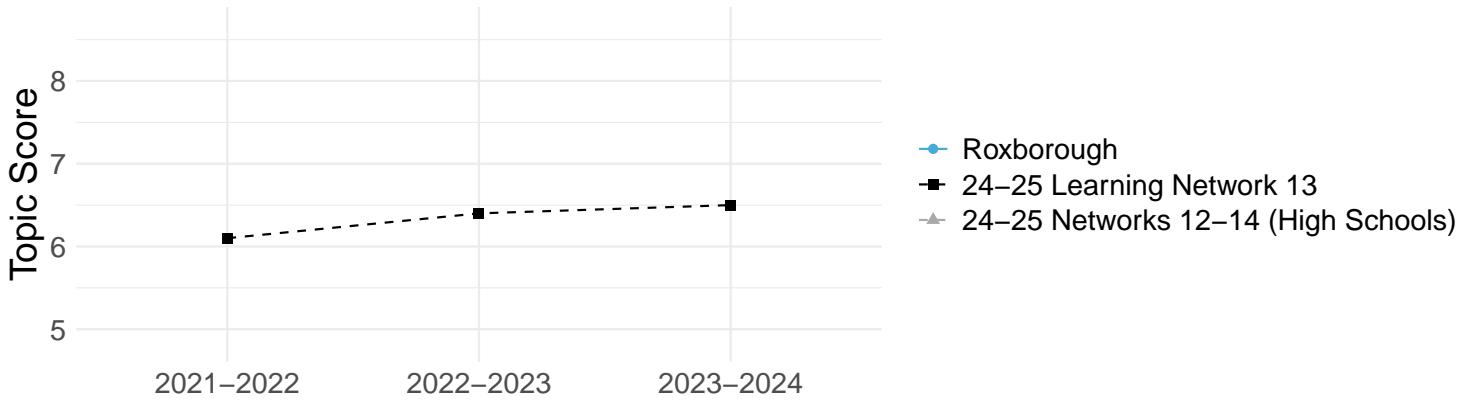
My students reflect back on what they have learned.



■ Most/all of the time
 ■ Occasionally
 ■ Rarely
 ■ Never

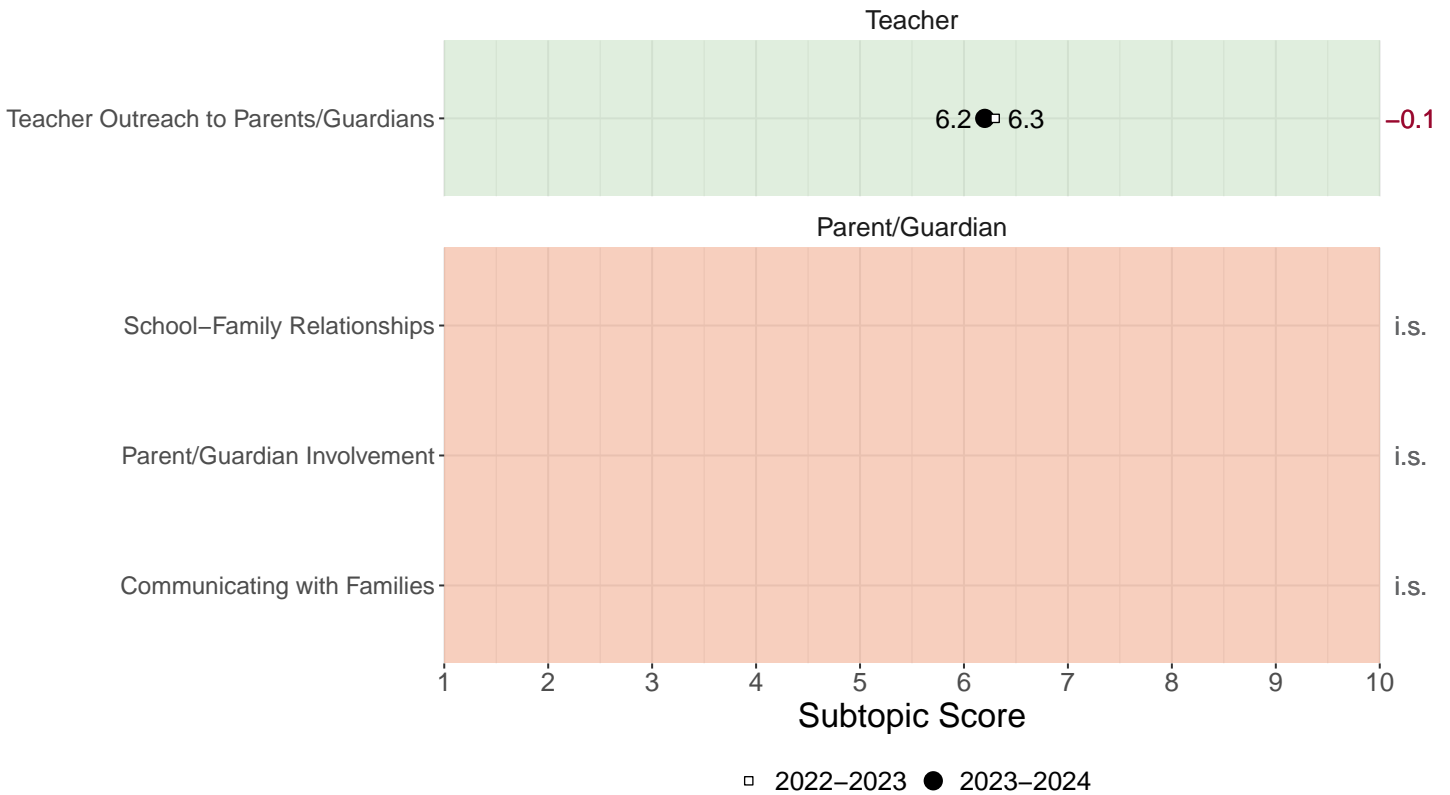
## Family Engagement: Scores

### Topic Score Trends Compared to Network and All Participating Schools



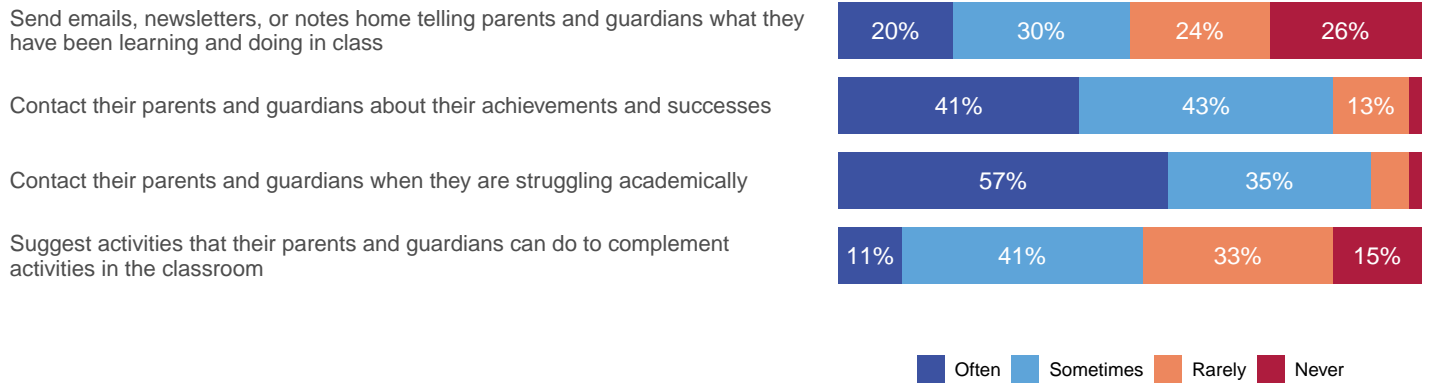
The Family Engagement topic score is the average of subtopic scores from the Teacher and Parent/Guardian surveys. Sufficient responses must be available from these respondent groups to generate and display topic scores.

### Subtopic Scores by Survey Group



## Family Engagement: Key Questions

Teacher survey: During this academic year, how often did you do the following for a typical student?



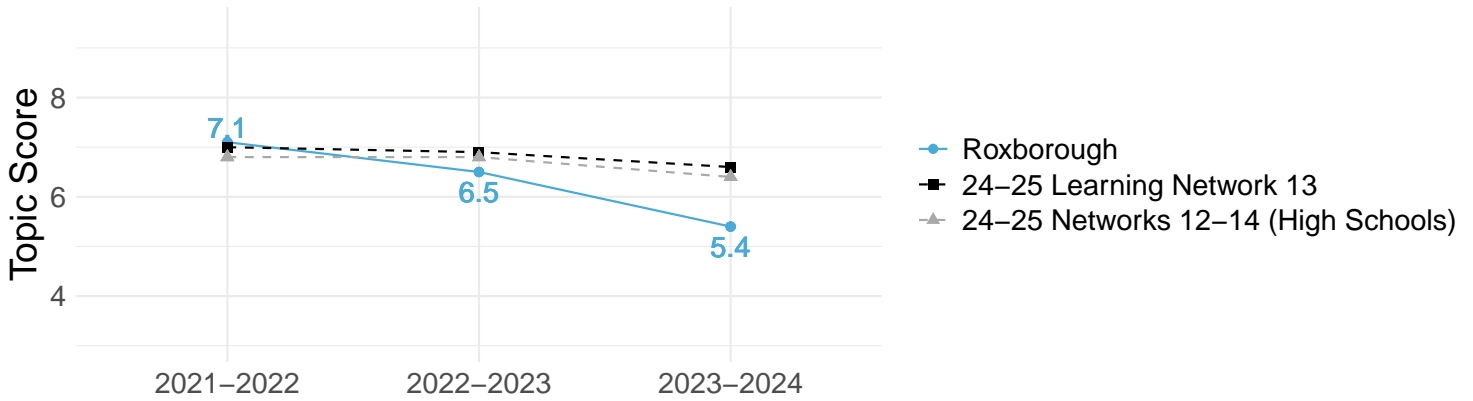
Parent and Guardian survey: How much do you agree with the following?

- School activities are scheduled at times that I can attend.
- I feel welcome in my child's school.
- My child's school communicates with me in a manner that is clear and timely.
- My child's school communicates with me in a language I understand.
- My child's school gives me information about how I can help my child be successful in school.
- My child's school lets me know about meetings, special school events, and family education opportunities.
- I know how to contact my child's teacher(s).
- I am satisfied with the response I get when I contact my child's school with questions or concerns.

Insufficient Data

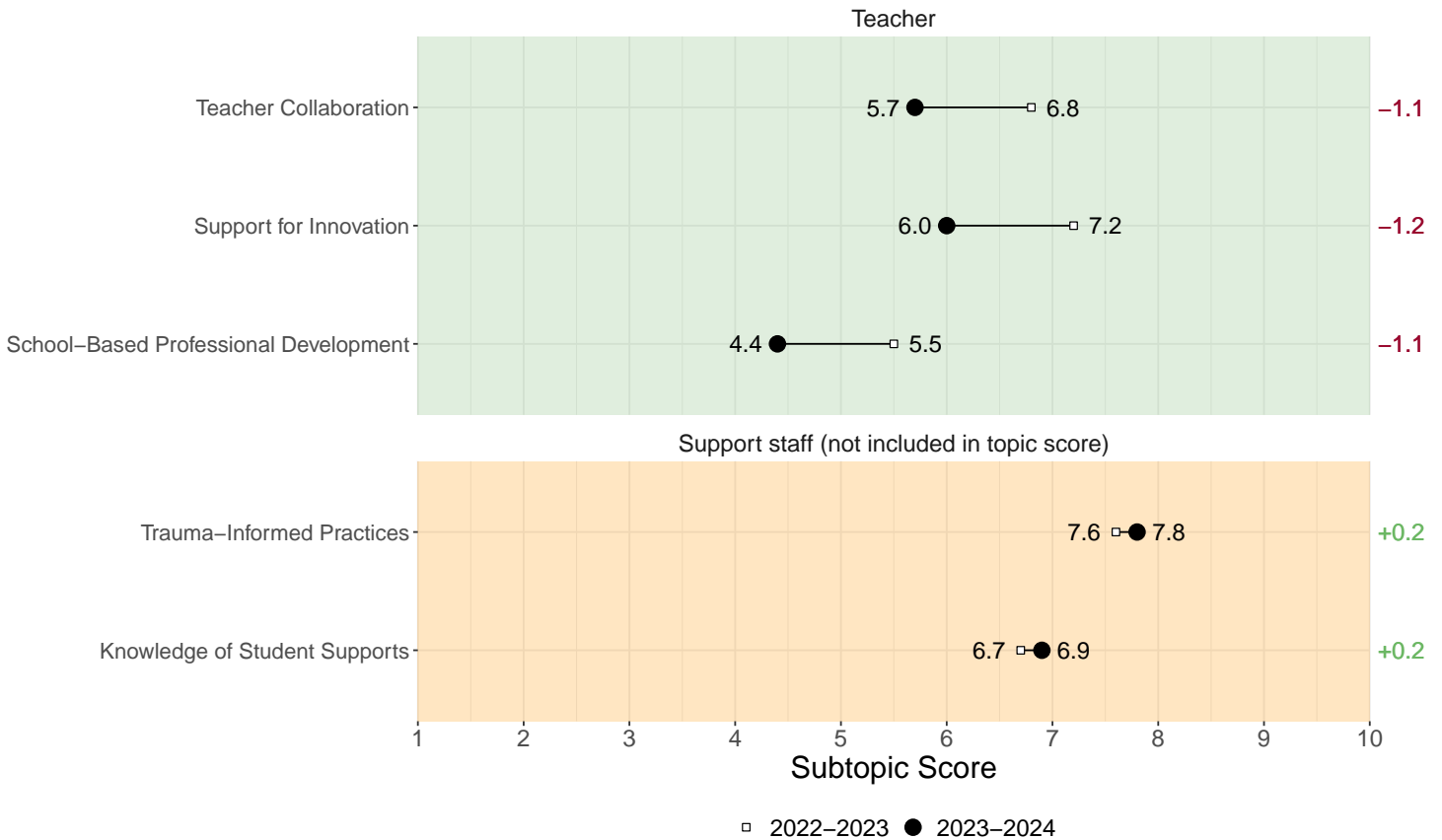
Professional Capacity: Scores

Topic Score Trends Compared to Network and All Participating Schools



The Professional Capacity topic score is the average of subtopic scores from the Teacher survey. Sufficient responses must be available from these respondent groups to generate and display topic scores.

Subtopic Scores by Survey Group





## Professional Capacity: Key Questions

### Teacher survey: How much do you agree with the following statements?

I am expected to continually learn and seek out new ideas.



I am free to be creative in the teaching methods and strategies I use in my practice.



Strongly agree Agree Disagree Strongly disagree

### Teacher survey: How often, if at all, do groups of teacher(s) at your school meet to address the following topics?

Effective instructional strategies



The individual learning needs of students



Coordination of instruction within grade levels



Coordination of instruction across grade levels



Often Sometimes Rarely Never

### Teacher survey: How much do you agree with the following about school-based professional development?

Teacher input is taken into consideration when planning school professional development.



Teachers' backgrounds, experience levels, and learning needs are considered when planning school professional development.



In my school, teachers meet during the school day for school professional development (in addition to district-designated PD days).



Strongly agree Agree Disagree Strongly disagree

### Support staff survey: How confident are you in your ability to do the following?

Interact with students in a way that does not trigger prior trauma



Match students to the appropriate internal (school-based) resources/supports



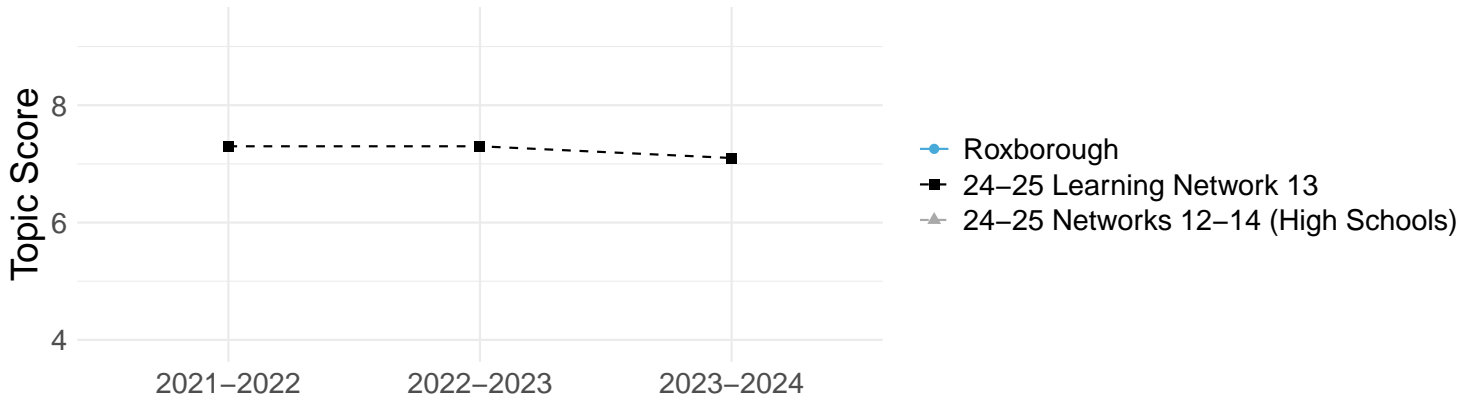
Match students to the appropriate external resources/supports



Completely confident Mostly confident Somewhat confident Not at all confident

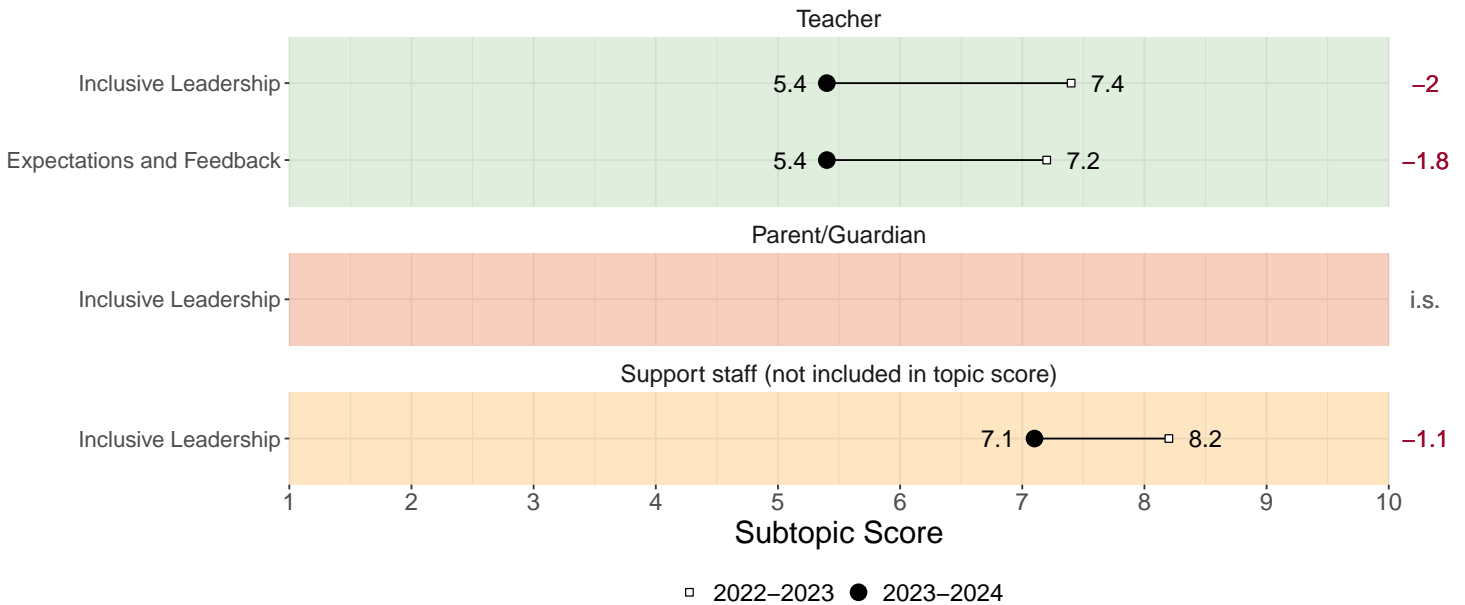
## School Leadership: Scores

### Topic Score Trends Compared to Network and All Participating Schools



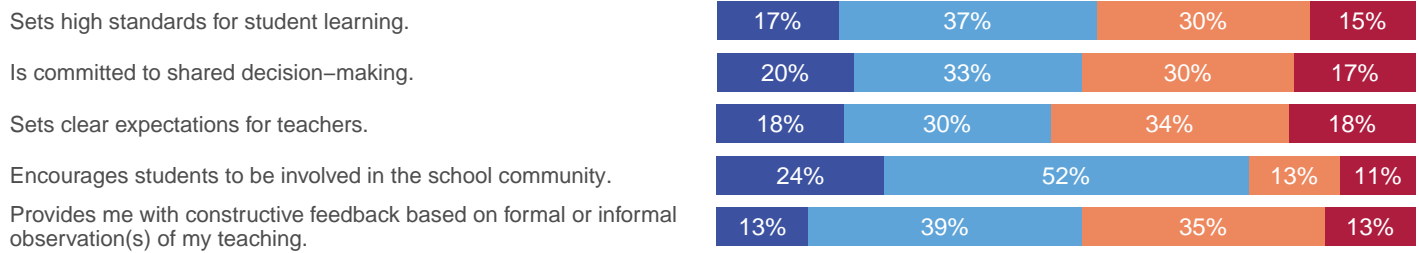
The School Leadership topic score is the average of subtopic scores from the Teacher and Parent/Guardian surveys. Sufficient responses must be available from these respondent groups to generate and display topic scores.

### Subtopic Scores by Survey Group



## School Leadership: Key Questions

### Teacher survey: My principal/school leader...



### Parent and Guardian survey: How much do you agree with the following? The principal or school leader...

has a clear mission for the school.

works to create a sense of community in the school.

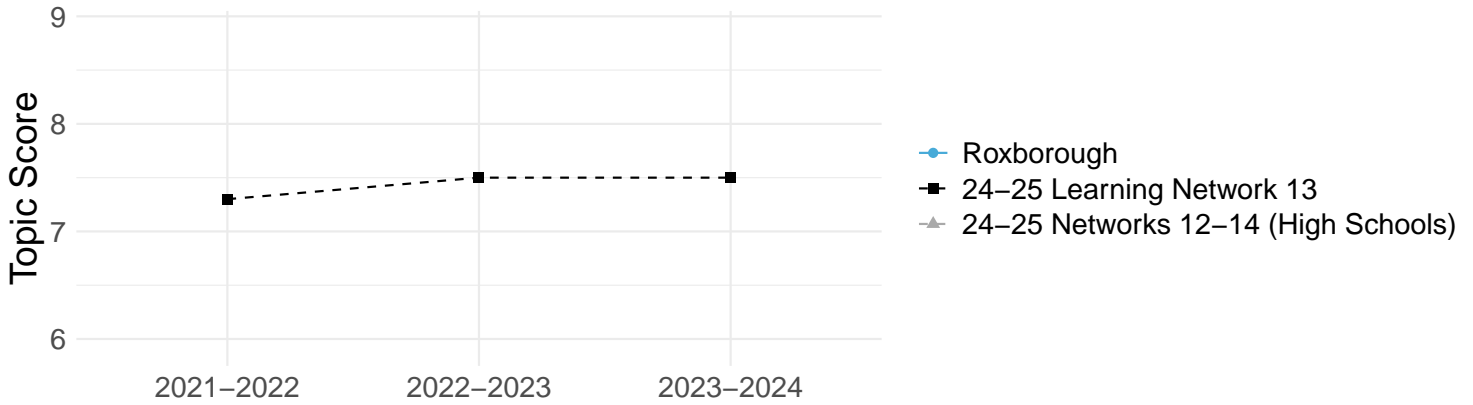
Insufficient Data

### Support staff survey: The principal/school leader at my school...



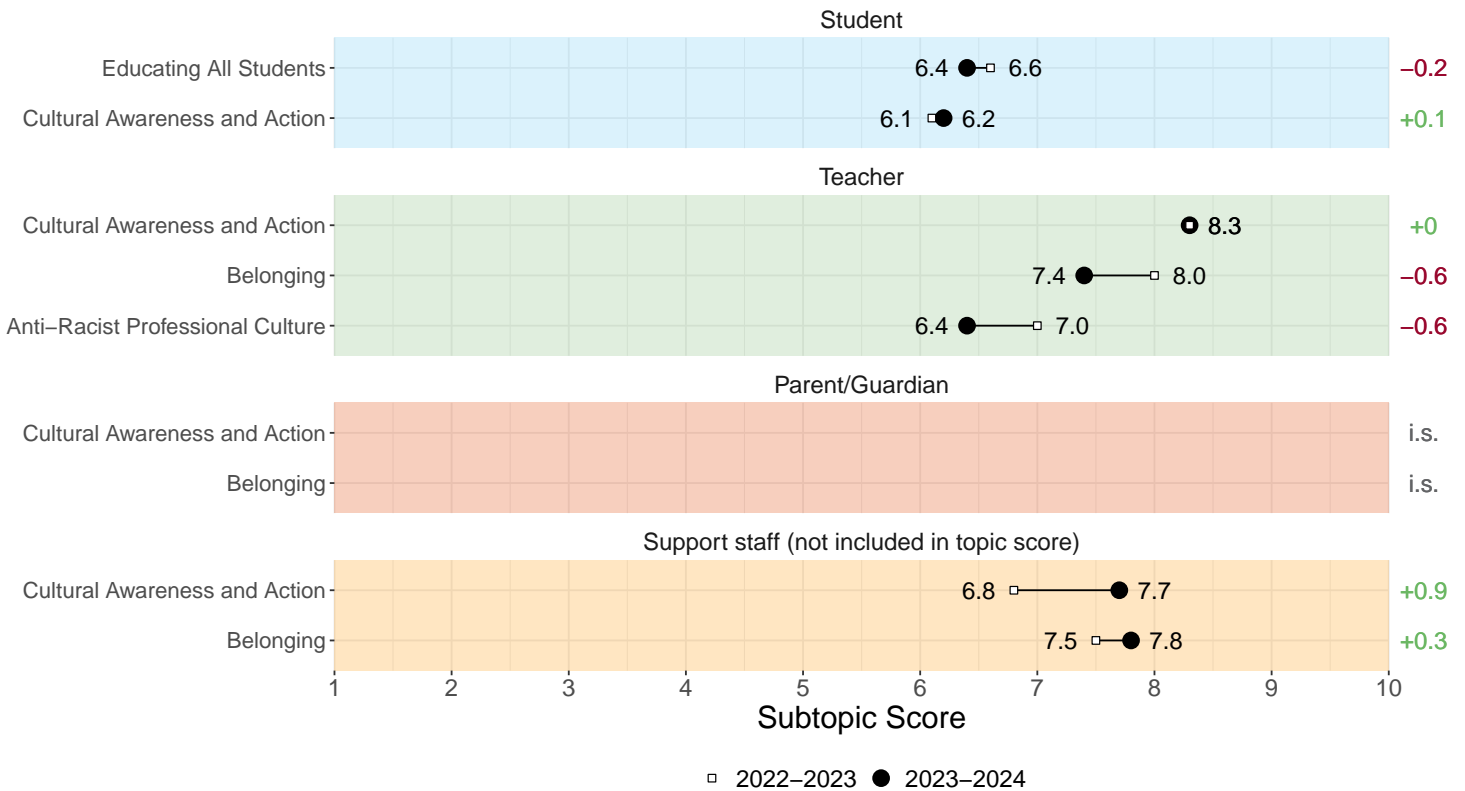
## Diversity, Equity, and Inclusion: Scores

### Topic Score Trends Compared to Network and All Participating Schools



The Diversity, Equity, and Inclusion topic score is the average of subtopic scores from the Student, Teacher, and Parent/Guardian surveys. Sufficient responses must be available from these respondent groups to generate and display topic scores. Student survey questions in this topic are only for grades 6-12, which means student response data is unavailable for schools serving only grades K-5.

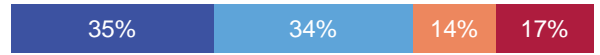
### Subtopic Scores by Survey Group



## Diversity, Equity, and Inclusion: Key Questions

### Student survey: How often do the following things happen?

Students at my school treat people from different races, ethnicities, or cultures fairly.



Adults at my school treat people from different races, ethnicities, or cultures fairly.



Teachers encourage me to learn about people from different races, ethnicities, or cultures.



When there are major news events related to race, adults at my school talk about them with students.



■ Most/all of the time
 ■ Occasionally
 ■ Rarely
 ■ Never

### Teacher survey: How much do you agree or disagree with the following?

Leaders at this school work to advance student equity.



I am comfortable discussing race-related topics with my students.



When a sensitive issue of diversity arises in class, I can implement strategies to appropriately address the situation.



■ Strongly agree
 ■ Agree
 ■ Disagree
 ■ Strongly disagree

### Parent and Guardian survey: How often do the following happen?

Adults at my child's school treat people from different races, ethnicities, or cultures fairly.

At school, my child learns about people from different races, ethnicities, or cultures.

Insufficient Data

### Support staff survey: How much do you agree or disagree with the following?

I feel connected to other adults at my school.



I am comfortable discussing race-related topics with my colleagues.



When a sensitive issue of diversity arises at school, I can implement strategies to appropriately address the situation.



■ Strongly agree
 ■ Agree
 ■ Disagree
 ■ Strongly disagree

### Technical Notes

[tinyurl.com/2024PSESnotes](https://tinyurl.com/2024PSESnotes)



### Feedback Form

[tinyurl.com/2024PSESfeedbacksurvey](https://tinyurl.com/2024PSESfeedbacksurvey)

